



School Photos 2026




In week 3 everyone at school will have their picture taken by a photographer.




My teacher will tell me what time and day I need to go and have my picture taken.



Everyone will be given a piece of paper with their name on. I need to hold onto this piece of paper for the photographer.



When it is my turn to see the photographer, my class and I will stand in a line from shortest to tallest then walk with our teacher to meet the photographer.



We will line up outside the room quietly. When it is my turn, the photographer will ask me to come inside.




I will sit on a stool.




The photographer may straighten my hair or clothes. This is ok as they want me to look my best for the photo.




I will then smile and look at the camera. The photographer will then take my photo.




I will then walk outside and sit down in a line with my class.



When everyone has had their picture taken, it is time for our class to have a photo taken together.




I will walk in a line with my class and my teacher to the undercover area.



The photographer will tell everyone where to sit or stand.




The photographer will tell everyone when they are about to take the photo. I will smile and look at the camera.



Everyone will then hold up their piece of paper for the photographer to scan. This makes sure that they know who each student is.



The photographer will then tell us when our class can leave the undercover area. I will walk with my teacher back to our classroom.



If I have any questions about school photos, I can ask my teacher.