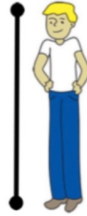


Pre-Writing Patterns

SIDEWAYS SIDWAYS



TALL MAN



JACK AND JILL




Sideways, sideways left to right.



Start at the top pull down and stop



Jack and Jill went up the hill and down the hill.



Pre-Writing Patterns

STARTS WITH A
CLICK



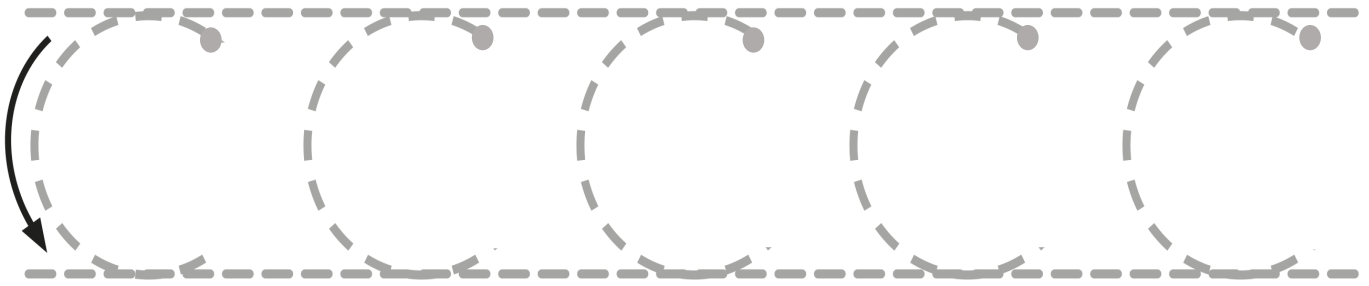
OVER THE GATE



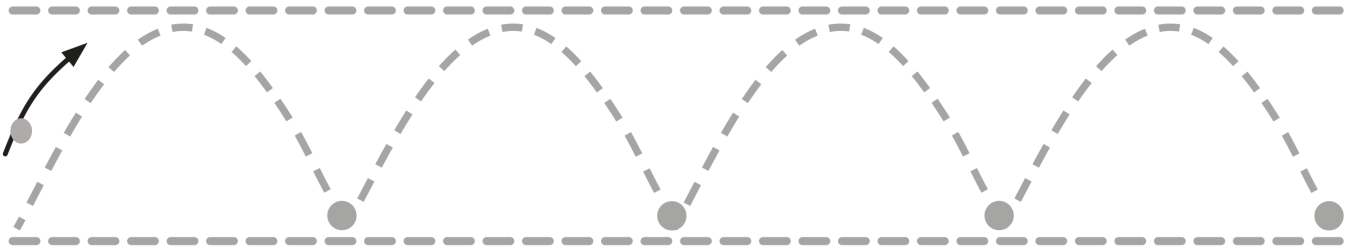
UNDER THE GATE



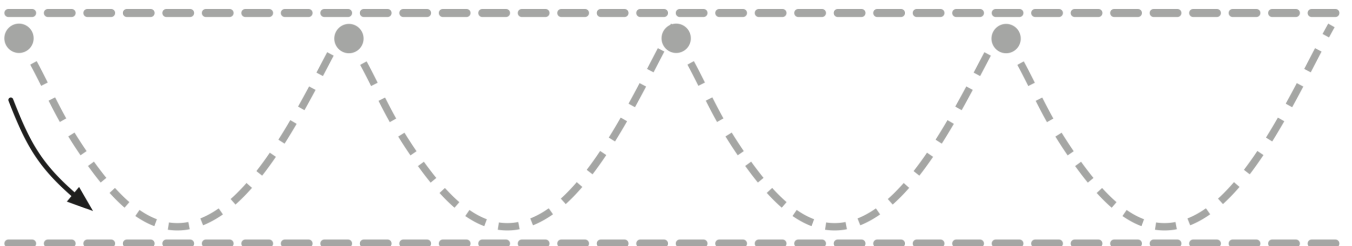
It starts with a click, goes around, and stops.



Up and over the gate




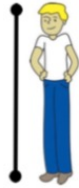




Down and under the gate



Pre-Writing Patterns

Large Movement Ideas

Remember to say the rhyme as you do the movement.

<p>Sideways Sideways</p> 	<p><u>Sideways, Sideways, left to right.</u></p> <ul style="list-style-type: none">• Walk sideways down the hallway• Walk sideways along the bench or couch starting from the left and moving towards the right.• Use play dough and roll a long line then trace with your finger and say the rhyme.
<p>Tall man</p> 	<p><u>Start at the top pull down and stop</u></p> <ul style="list-style-type: none">• Draw on the shower screen with your finger.• Move a magnet from top to bottom on the fridge• Put shaving cream on the shower screen and draw lines from top to bottom with your finger
<p>Jack and Jill</p> 	<p><u>Jack and Jill went up the hill and down the hill</u></p> <ul style="list-style-type: none">• Painting lines with a paint brush and water on the pavement.• Build a cushion hill and climb up and back down.• Set up cones and move between them and pretend you are going up and down the hill.
<p>Starts with a click</p> 	<p><u>Starts with a click and around and stop</u></p> <ul style="list-style-type: none">• Use a hula hoop or plastic plate and turn in a circle; make sure you listen for the stop.• Use a ribbon or magic wand and draw the lines in the air.• Draw lines with chalk and drive cars over the lines.
<p>Over the gate</p> 	<p><u>Up and over the gate</u></p> <ul style="list-style-type: none">• Set up an obstacle course of chairs and go up and over the chair.• Put sand or rice in a flat container and draw the lines.
<p>Under the gate</p> 	<p><u>Down and under the gate</u></p> <ul style="list-style-type: none">• Use a broom handle on top of 2 chairs and go down and under.• Use chalk or water and draw the lines on the pavement.