

Welcome to PWPS Pre-primary

Parent Workshop

Acknowledgment of Country

We begin today by acknowledging the Traditional Custodians of the land on which we meet today and pay our respects to their Elders past and present.

We extend that respect to Aboriginal and Torres Strait Islander peoples here today.

Introduction

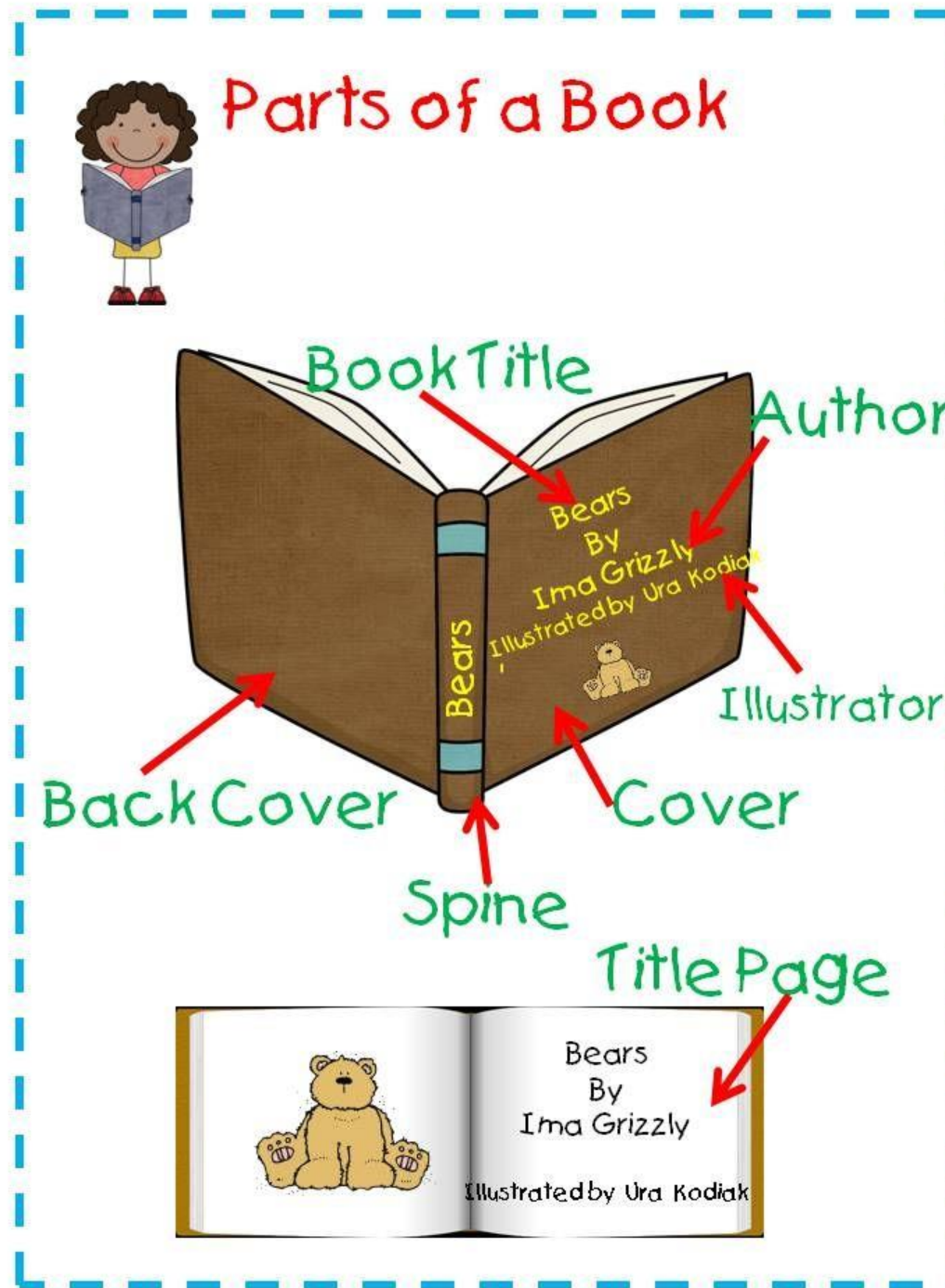
Pre-primary Teachers

Overview

- Kindergarten skills
- Expectations for reading, spelling and writing.
- Why is it important?
- How to help your child at home.
(Home Learning Kit)

A **successful** student
should retain the
following **skills** from
Kindergarten

Concepts of print



Knowledge of letters, words and sentences

Letters

p, s, g, h, l
r, m, o, u, e,
i, w, t, y, a, q,
d, f, j, k, l, z,
x, c, v, b, n,

Words

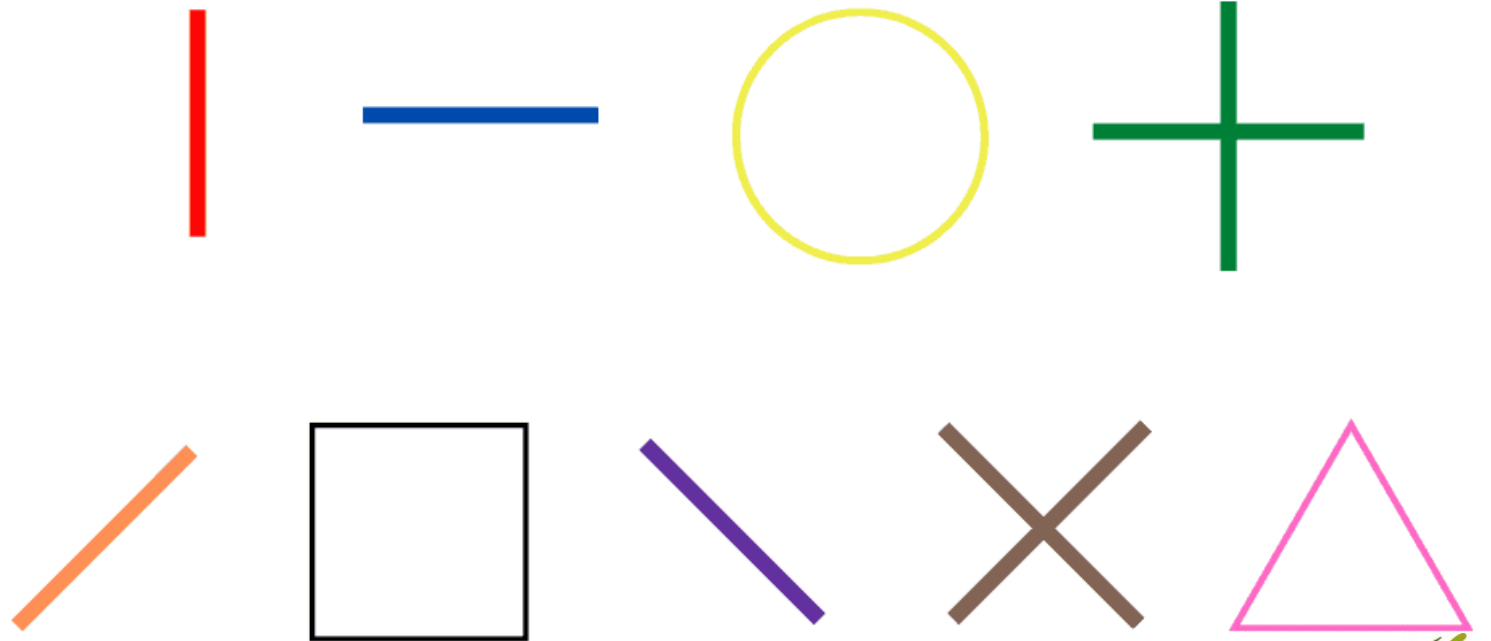
mat, a, my
she, he
the, was
happy, see
cat, dog

Sentence

I see a dog.



Pre-writing patterning and pencil grip



Storytelling



Reading

By the **end** of
Pre-primary your child
should master
the following eight
reading skills...

1


Identify the beginning, middle and ending sound in three sound words.



Example: You say **cat**.
Your child can tell you the last sound is /t/.

2

Orally blend three sounds together
to form a word.



Example: You say /p/e/n/
and your child can say
“pen”.

3

Break apart a three-sound word.



Example: You say “foot”
and your child says
/f/oo/t/.

4

Say and spell the **26** basic alphabet sounds and some digraphs.

Aa Bb Cc Dd Ee
Ff Gg Hh Ii Jj Kk
Ll Mm Nn Oo Pp
Qq Rr Ss Tt Uu
Vv Ww Xx Yy Zz

You show a flashcard for letter a
and your child says /a/.
You say /a/ and your child writes
the letter a.

Recognise letter names and sounds.


**Identify uppercase
and lowercase
letters.**

Digraphs: When 2 letters make one 1 sound.

ck, ll, ss, sh, qu, zz, ch, ee, oo, ng, ay, th, wh

5

Sound out and spell three sound words, following a CVC pattern.



Examples:

-bed

-sit

-pad

-sun


CVC word:

Consonant **V**owel **C**onsonant

mat

6

Reads and spells some high frequency words that can be tricky to sound out.



the, I, is, was, you, to,
and, said etc.

**High-frequency words =
tricky words**

irregular spelling

w a s
• • •

7


Read and write 5 – 7 word sentences with simple CVC words.



Example: your child can read and write “**The pig is in the mud.**”

8

Track with their finger while reading.



Example: My hat is red.

Writing

By the **end** of
Pre-primary your child
should confidently
utilise the following
writing skills...

1

A successful writer will...

Write from left to right.

Write from top to bottom.

Start a sentence with a capital letter.

Use a finger to create space between words.

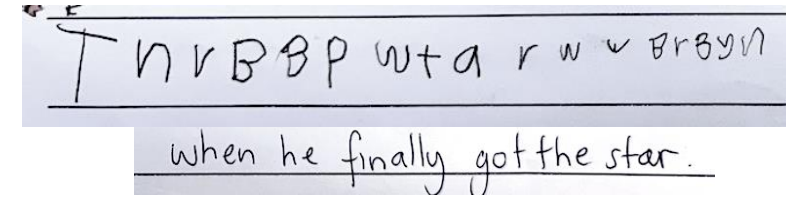

Experiment with punctuation (.!?)

Write on a solid line.

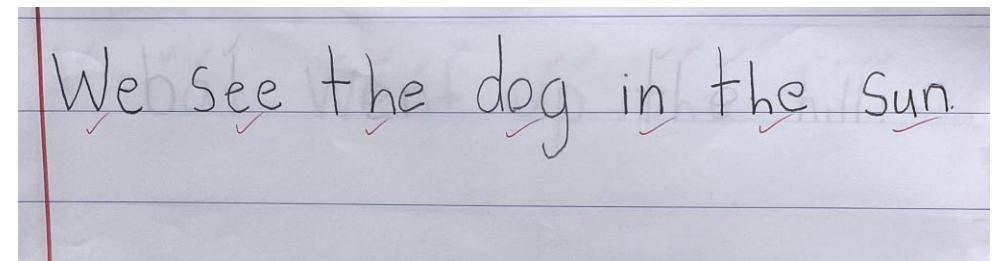
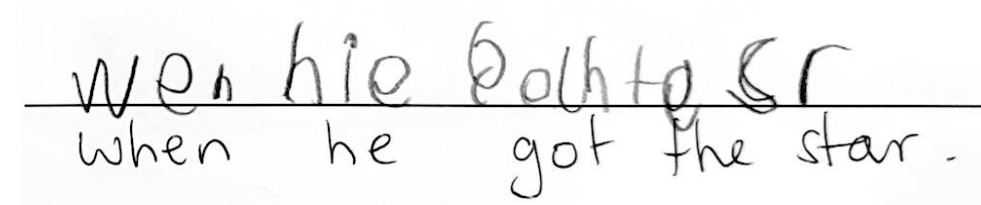


Writing Development

1. Symbols, letters and numbers.
2. Strings of letters, often a mix of upper and lower-case letters.
3. Beginning sounds of words are included followed by random letters.
4. High-frequency words are spelled correctly, and unknown words are spelled phonetically.
5. Familiar and high-frequency words are spelled correctly, and unknown words are spelled phonetically.



The h can r
The horse can run.



Examples



On the weekend I
 went to the ~~park~~ ^{basin} ~~the~~
~~the~~ parkaxw playground. we with my
 fren. friends.

10.06.2024

On the weekend I ^{play} ~~play~~
 with my self and
 the ~~fan~~ ^{fun} put is ~~is~~ ^{was} ~~is~~ ^{was}
 all the ~~game~~ ^{game} and my
 Dad ~~was~~ ^{watched} my.

On the weekend
 I ^{watched} ~~watched~~ with my
 family. a Movie

10.6.24

On the Weekend
 I went ~~to~~ ^{to} the
 Shop. With my dad.

on
 On the weekend
 I ^{went} ~~went~~ to the ^{shops} ~~shops~~

2

Confidently print the 26 alphabet letters.

- Uppercase and lowercase letters
- Correct letter formation



3

Generating a sentence

Attempt to spell words phonetically to create a sentence that clearly conveys a message.



Students begin to edit their own work.

Why is it
important?

Brain Development:

Early literacy activities stimulate brain development and cognitive skills

Foundation for Learning:

Literacy skills are the building blocks for all future learning. Reading, spelling, and writing are essential for academic success across all subjects, including math and science

Language Skills:

Exposure to language through reading and writing expands their vocabulary. This lays the foundation for effective communication.

Early Intervention:

Identifying and addressing literacy challenges early can prevent future learning difficulties, ensuring children stay on track with their peers.

Confidence and Independence:

Mastering early literacy skills boosts children's confidence and fosters a sense of independence.

Moral Development:
Stories often contain moral lessons and themes that help children distinguish right from wrong and develop a sense of ethics and values.

Emotional Expression:
Writing and reading stories help children express their emotions and understand others' feelings, promoting empathy and emotional intelligence.

Exposure to Different Worlds: Books introduce children to different cultures, places, and ideas. This broadens their understanding of the world and fosters a sense of curiosity and imagination.

Listening Skills:
Reading aloud and interactive storytelling improve listening skills and attention span

Effective communication:
Reading and writing can improve their ability to articulate thoughts and ideas clearly.

How to help your child at home

Home Learning Kit

What is in the kit?

- A booklet with sets of letter names and sounds as taught and tricky words
- Laminated letter formation sheet
- Letter-sound cards upper/lowercase
- Number cards 1 - 20

Booklet: Letter/sound and high frequency / tricky words overview

By the end of...	Your child should be able to identify the following sound/letter names and high frequency words:	List
Week 5, Term 1	M m, S s, T t, A a	List 1
Week 10, Term 1	Pp, Ii, Ff, Rr, l, a, the, my, is, by, my, as are	List 2
Week 5, Term 2	Oo, Cc, Dd, Hh, Ee, Nn was, you, to, like, with	List 3
Week 10, Term 2	Gg, Ll, Kk, Uu, Bb, Jj, he, she, me, be, we, said, has, one, have	List 4

Activity ideas

- I spy game
- Practise letter formation with shaving cream, sand and rice.
- Use play dough to sculpt letters.
- Water: paint letters and tricky words on concrete.
- Play snap with the letter cards
- Match lowercase and uppercase letters

Focusing on reading, spelling, and writing at the pre-primary stage provides children with essential tools for their overall development and future success.

Parents and educators play a **crucial role** in fostering these skills through supportive and engaging activities.

Resilience

Successful students should develop their independence by completing tasks independently and making mistakes they can learn from.

- Carry their bag (reasonable weight).
- Responsible for their bag.
- Put on their jacket, including turning out the sleeves.
- Put on their socks and shoes.
- Blow their nose.



Question time
